


































































































Men Final

Pos	Name	Club	Birth	Nation	Total	Fencing			Swimming			Riding			Laser-Run		
						pts	pos	wins	pts	pos	time	pts	pos	horse	pts	pos	time
1	KOLESZAR Mihaly			 HUN	924	0	0	0	290	17	2:10.31	0	0		634	2	8:16.89
2	PAJTL Matej			 CZE	919	0	0	0	280	27	2:15.25	0	0		639	1	8:11.26
3	PERRIER Melvin			 FRA	914	0	0	0	288	20	2:11.46	0	0		626	3	8:24.01
4	SZAKALY Bence			 HUN	910	0	0	0	291	16	2:09.85	0	0		619	6	8:31.89
5	MICHELI Giorgio			 ITA	905	0	0	0	286	22	2:12.45	0	0		619	5	8:31.32
6	SHALUPIN Ivan			 RUS	905	0	0	0	292	15	2:09.43	0	0		613	9	8:37.60
7	FIADOTKA Maksim			 BLR	905	0	0	0	304	1	2:03.14	0	0		601	18	8:49.96
8	RASMUSON Jakob			 SWE	901	0	0	0	289	18	2:10.81	0	0		612	10	8:38.16
9	KAZLOU Ilya			 BLR	900	0	0	0	288	21	2:11.48	0	0		612	11	8:38.42
10	GALL Andras			 HUN	899	0	0	0	297	6	2:06.80	0	0		602	16	8:48.09
11	USACHEV Egor			 RUS	899	0	0	0	293	9	2:08.50	0	0		606	14	8:44.41
12	LUKES Matej			 CZE	896	0	0	0	293	11	2:08.85	0	0		603	15	8:47.11
13	ROCHAT Mathis			 FRA	895	0	0	0	298	4	2:06.46	0	0		597	22	8:53.16
14	SALOMO Pau			 ESP	894	0	0	0	277	32	2:16.66	0	0		617	7	8:33.85
15	OURLIAC Robin			 FRA	893	0	0	0	292	13	2:09.04	0	0		601	17	8:49.18
16	GUSEV Ilia			 RUS	892	0	0	0	294	8	2:08.18	0	0		598	21	8:52.45
17	RUTLLAN Oriol			 ESP	888	0	0	0	289	19	2:10.99	0	0		599	19	8:51.25
18	KHOBOTILOV Iurii			 RUS	886	0	0	0	267	43	2:21.70	0	0		619	4	8:31.15
19	PIETROUSKI Mikita			 BLR	877	0	0	0	296	7	2:07.43	0	0		581	25	9:09.81
20	GOSPODINOV Barislav			 BUL	869	0	0	0	283	24	2:13.61	0	0		586	23	9:04.28
21	COBB Samuel			 GBR	867	0	0	0	251	47	2:29.88	0	0		616	8	8:34.41
22	GONCALVES Tiago			 POR	867	0	0	0	259	46	2:25.76	0	0		608	12	8:42.41
23	CYBULSKI Cyprian			 POL	865	0	0	0	298	2	2:06.16	0	0		567	31	9:23.59
24	KLINKERT Moritz			 GER	861	0	0	0	262	44	2:24.19	0	0		599	20	8:51.61
25	HORVATH Balint			 HUN	859	0	0	0	277	30	2:16.62	0	0		582	24	9:08.60
26	BONDOROVAS Danielius			 LTU	854	0	0	0	248	49	2:31.42	0	0		606	13	8:44.27
27	MALOMO Lorenzo			 ITA	850	0	0	0	284	23	2:13.37	0	0		566	32	9:24.12

28	BARANOUSKI Kiryl		BLR	850	0	0	0	277	33	2:16.85	0	0	573	28	9:17.82
29	AGABITI Marcovalerio		ITA	849	0	0	0	282	26	2:14.05	0	0	567	30	9:23.11
30	MICHALCZYK Bartosz		POL	847	0	0	0	283	25	2:13.79	0	0	564	33	9:26.29
31	KLIMEK Maciej		POL	846	0	0	0	297	5	2:06.54	0	0	549	39	9:41.59
32	GIOIA Luca		ITA	845	0	0	0	276	34	2:17.16	0	0	569	29	9:21.37
33	TALEIGO Duarte		POR	844	0	0	0	269	42	2:20.94	0	0	575	26	9:15.31
34	FOWLE Luke		GBR	844	0	0	0	293	10	2:08.71	0	0	551	37	9:39.36
35	OPENSHAW Liam		GBR	838	0	0	0	293	12	2:08.93	0	0	545	41	9:45.78
36	LEVAI Timon		GER	837	0	0	0	277	30	2:16.62	0	0	560	34	9:30.02
37	LUCKINGER Rainer		AUT	833	0	0	0	260	45	2:25.07	0	0	573	27	9:17.63
38	TOMAN Jan		CZE	830	0	0	0	272	37	2:19.23	0	0	558	35	9:32.17
39	JANCIK Filip		CZE	826	0	0	0	298	3	2:06.28	0	0	528	45	10:02.25
40	BORIES Leo		FRA	823	0	0	0	274	35	2:18.23	0	0	549	38	9:41.37
41	LEMKEN Christoph		GER	819	0	0	0	271	39	2:19.73	0	0	548	40	9:42.11
42	MITCHELL Joshua		GBR	819	0	0	0	278	29	2:16.49	0	0	541	43	9:49.42
43	MALINAUSKAS Daumantas		LTU	811	0	0	0	279	28	2:15.68	0	0	532	44	9:58.21
44	KALLASTE Carl Robert		EST	811	0	0	0	270	40	2:20.06	0	0	541	42	9:49.41
45	PURONAS Titas		LTU	805	0	0	0	250	48	2:30.40	0	0	555	36	9:35.94
46	ZIOLEK Piotr		POL	787	0	0	0	292	14	2:09.33	0	0	495	48	10:35.40
47	SANNIKOV Mykola		UKR	783	0	0	0	271	38	2:19.68	0	0	512	47	10:18.72
48	LEH Tim		GER	769	0	0	0	246	50	2:32.49	0	0	523	46	10:07.93
49	MOROZAS Kajus		LTU	767	0	0	0	273	36	2:18.58	0	0	494	49	10:36.37
50	BOIKO Rems		LAT	720	0	0	0	270	41	2:20.40	0	0	450	51	11:20.17
51	REITSAK Alex		EST	696	0	0	0	238	51	2:36.28	0	0	458	50	11:12.80
52	RYCHLY Samuel		SVK	597	0	0	0	219	52	2:45.91	0	0	378	52	12:32.25

Women Final

Pos	Name	Club	Birth	Nation	Total	Fencing			Swimming			Riding			Laser-Run		
						pts	pos	wins	pts	pos	time	pts	pos	horse	pts	pos	time
1	MYRDA Paulina			 POL	827	0	0	0	270	8	2:20.18	0	0		557	2	9:33.04
2	BASA Lili			 HUN	823	0	0	0	273	6	2:18.77	0	0		550	4	9:40.38
3	TAGIROVA Amina			 RUS	808	0	0	0	268	10	2:21.06	0	0		540	5	9:50.36
4	TSVETKOVA Polina			 RUS	807	0	0	0	241	32	2:34.69	0	0		566	1	9:24.41
5	ZGUROVA Swetla			 BUL	803	0	0	0	280	3	2:15.26	0	0		523	18	10:07.83
6	LAAROUSI Mona			 GER	802	0	0	0	284	2	2:13.31	0	0		518	19	10:12.99
7	GINEITYTE Medeja			 LTU	800	0	0	0	263	18	2:23.72	0	0		537	7	9:53.18
8	SCHNEIDER Annika			 GER	800	0	0	0	243	31	2:33.59	0	0		557	3	9:33.36
9	DEAK Melinda			 HUN	797	0	0	0	268	12	2:21.16	0	0		529	12	10:01.43
10	PYDYSZEWSKA Ewa			 POL	794	0	0	0	268	13	2:21.38	0	0		526	16	10:04.18
11	REKA Marschall			 HUN	793	0	0	0	258	24	2:26.13	0	0		535	9	9:55.30
12	YEZHELEVA Lizaveta			 BLR	793	0	0	0	270	9	2:20.37	0	0		523	17	10:07.54
13	HAURONSKAYA Alena			 BLR	792	0	0	0	265	16	2:22.70	0	0		527	14	10:03.38
14	HICKS Charlotte			 GBR	785	0	0	0	255	25	2:27.88	0	0		530	11	10:00.35
15	TOTH Dorka Sara			 HUN	780	0	0	0	251	29	2:29.90	0	0		529	13	10:01.51
16	SPEVAKOVA Anastasiia			 RUS	780	0	0	0	253	26	2:28.56	0	0		527	15	10:03.99
17	MALASHENOKA Anastasija			 LAT	777	0	0	0	273	5	2:18.61	0	0		504	24	10:26.65
18	RIPPIN Judith			 GER	775	0	0	0	266	15	2:22.42	0	0		509	21	10:21.23
19	BUB Lola			 GER	771	0	0	0	238	34	2:36.02	0	0		533	10	9:57.65
20	SPEAKMAN Gina			 GBR	770	0	0	0	278	4	2:16.08	0	0		492	29	10:38.16
21	JURT Marlina			 SUI	770	0	0	0	232	39	2:39.37	0	0		538	6	9:52.80
22	DEPLERRE Estella			 GBR	768	0	0	0	268	11	2:21.12	0	0		500	25	10:30.89
23	ANIKEYENKA Palina			 BLR	758	0	0	0	253	27	2:28.82	0	0		505	23	10:25.36
24	HARTMANOVA Barbora			 CZE	756	0	0	0	273	7	2:18.84	0	0		483	33	10:47.94
25	JOGISU Johanna Maria			 EST	750	0	0	0	214	45	2:48.48	0	0		536	8	9:54.11
26	KAZLOVA Maryia			 BLR	747	0	0	0	249	30	2:30.98	0	0		498	26	10:32.57
27	KAPALA Adrianna			 POL	746	0	0	0	230	40	2:40.15	0	0		516	20	10:14.58

28	LANDSMANNOVA Eliska		CZE	745	0	0	0	261	19	2:24.59	0	0	484	32	10:46.02
29	LAWRYNOWICZ Zuzanna		POL	745	0	0	0	259	23	2:25.81	0	0	486	30	10:44.52
30	AGAZZOTTI Giorgia		ITA	741	0	0	0	264	17	2:23.40	0	0	477	34	10:53.68
31	MATHOT Carla		FRA	739	0	0	0	241	33	2:34.97	0	0	498	27	10:32.61
32	MARCHETTI Alessia		ITA	732	0	0	0	261	19	2:24.59	0	0	471	35	10:59.00
33	GALUKHINA Ekaterina		RUS	731	0	0	0	286	1	2:12.03	0	0	445	39	11:25.37
34	KLUNNIKOVA Olha		UKR	728	0	0	0	267	14	2:21.92	0	0	461	37	11:09.36
35	PICLOVA Veronika		CZE	728	0	0	0	261	21	2:24.97	0	0	467	36	11:03.93
36	TRANQUILLI Giorgia		ITA	725	0	0	0	216	44	2:47.10	0	0	509	22	10:21.76
37	GUERREIRO Juliana		POR	719	0	0	0	226	41	2:42.22	0	0	493	28	10:37.07
39	HATFIELD Natalie		GBR	691	0	0	0	253	28	2:28.96	0	0	438	40	11:32.38
40	KROON Linnea		SWE	687	0	0	0	259	22	2:25.58	0	0	428	42	11:42.24
41	SCHEURER Robyn		SUI	680	0	0	0	232	37	2:39.06	0	0	448	38	11:22.93
42	MOORA Kati Britta		EST	640	0	0	0	232	38	2:39.35	0	0	408	43	12:02.62
43	KANISTIK Ingel Ethel		EST	621	0	0	0	192	46	2:59.13	0	0	429	41	11:41.30
44	KRNACOVA Barbora		SVK	604	0	0	0	219	43	2:45.56	0	0	385	44	12:25.04
45	LUTOVSKA Zuzana		SVK	583	0	0	0	222	42	2:44.22	0	0	361	45	12:49.63
46	ZATRAVKINA Anna Aleksandra		LAT	579	0	0	0	235	35	2:37.97	0	0	344	46	13:06.51














Team-relay Men

Pos	Name	Nation	Total	Fencing			Swimming			Riding			Laser-Run		
				pts	pos	wins	pts	pos	time	pts	pos	horse	pts	pos	time
1	ROCHAT Mathis, PERRIER Melvin,	 FRA	1454	0	0	0	408	2	1:56.10	0	0	,	1046	2	10:54.28
2	PAJTL Matej, LUKES Matej,	 CZE	1452	0	0	0	405	6	1:57.95	0	0	,	1047	1	10:53.20
3	SHALUPIN Ivan, GUSEV Ilya,	 RUS	1445	0	0	0	410	1	1:55.14	0	0	,	1035	5	11:05.06
4	SZAKALY Bence, KOLESZAR Mihaly,	 HUN	1445	0	0	0	407	3	1:56.82	0	0	,	1038	3	11:02.33
5	PIETROUSKI Mikita, KAZLOU Ilya,	 BLR	1445	0	0	0	407	4	1:56.84	0	0	,	1038	4	11:02.95
6	SALOMO Pau, RUTLLAN Oriol,	 ESP	1386	0	0	0	398	7	2:01.45	0	0	,	988	6	11:52.18
7	MICHALCZYK Bartosz, CYBULSKI Cyprian,	 POL	1383	0	0	0	406	5	1:57.31	0	0	,	977	7	12:03.54
8	GIOIA Luca, MALOMO Lorenzo,	 ITA	1353	0	0	0	396	8	2:02.02	0	0	,	957	8	12:23.67
9	LEMKEN Christoph, LEH Tim,	 GER	1339	0	0	0	383	9	2:08.95	0	0	,	956	9	12:24.48

Team-relay Women

Pos	Name	Nation	Total	Fencing			Swimming			Riding			Laser-Run		
				pts	pos	wins	pts	pos	time	pts	pos	horse	pts	pos	time
1	PYDYSZEWSKA Ewa, MYRDA Paulina,	 POL	1330	0	0	0	385	3	2:07.98	0	0	,	945	3	12:35.48
2	TAGIROVA Amina, TSVETKOVA Polina,	 RUS	1329	0	0	0	370	5	2:15.08	0	0	,	959	1	12:21.84
3	YEZHELEVA Lizaveta, HAURONSKAYA Alena,	 BLR	1326	0	0	0	381	4	2:09.97	0	0	,	945	2	12:35.11
4	BASA Lili, DEAK Melinda,	 HUN	1295	0	0	0	388	2	2:06.30	0	0	,	907	4	13:13.89
5	LANDSMANNOVA Eliska, HARTMANNOVA Barbora,	 CZE	1266	0	0	0	388	1	2:06.10	0	0	,	878	7	13:42.69
6	BUB Lola, SCHNEIDER Annika,	 GER	1255	0	0	0	361	6	2:19.83	0	0	,	894	5	13:26.98
7	JURT Marlana, SCHEURER Robyn,	 SUI	1239	0	0	0	353	8	2:23.63	0	0	,	886	6	13:34.98
8	AGAZZOTTI Giorgia, TRANQUILLI Giorgia,	 ITA	1235	0	0	0	360	7	2:20.42	0	0	,	875	8	13:45.95
9	KANISTIK Ingel Ethel, MOORA Kati Britta,	 EST	1142	0	0	0	347	9	2:26.72	0	0	,	795	9	15:05.81

Team-relay Mix

Pos	Name	Nation	Total	Fencing			Swimming			Riding			Laser-Run		
				pts	pos	wins	pts	pos	time	pts	pos	horse	pts	pos	time
1	FIADOTKA Maksim, ETSINA Katsiaryna,	 BLR	899	0	0	0	314	2	1:58.27	0	0	,	585	1	11:55.28
2	KLINKERT Moritz, DONDA Esther Fernandez,	 GER	878	0	0	0	298	7	2:06.33	0	0	,	580	2	12:00.69
3	SZENTPRONAI Dominik, SZUCS Dora,	 HUN	867	0	0	0	297	8	2:06.93	0	0	,	570	4	12:10.01
4	BONDOROVAS Danielius, GINEITYTE Medeja,	 LTU	861	0	0	0	285	11	2:12.96	0	0	,	576	3	12:04.21
5	GOSPODINOV Barislav, ZGUROVA Swetla,	 BUL	857	0	0	0	305	4	2:02.80	0	0	,	552	5	12:28.08
6	ZHDANOV Daniil, VALAEVA Alexandra,	 RUS	852	0	0	0	315	1	1:57.87	0	0	,	537	7	12:43.04
7	MICHELI Giorgio, MARCHETTI Alessia,	 ITA	837	0	0	0	299	6	2:05.68	0	0	,	538	6	12:42.29
8	JANCIK Filip, PICLOVA Veronika,	 CZE	827	0	0	0	308	3	2:01.20	0	0	,	519	10	13:01.18
9	OURLIAC Robin, MATHOT Carla,	 FRA	825	0	0	0	289	10	2:10.98	0	0	,	536	8	12:44.68
10	KALLASTE Carl Robert, JOGISU Johanna Maria,	 EST	808	0	0	0	276	12	2:17.07	0	0	,	532	9	12:48.45
11	RASMUSON Jakob, KROON Linnea,	 SWE	798	0	0	0	300	5	2:05.07	0	0	,	498	11	13:22.72
12	KLIMEK Maciej, KAPALA Adrianna,	 POL	781	0	0	0	292	9	2:09.01	0	0	,	489	12	13:31.14
13	RYCHLY Samuel, KRNACOVA Barbora,	 SVK	644	0	0	0	260	13	2:25.30	0	0	,	384	13	15:16.25